

2ND GRADE DIGITAL CITIZENSHIP

DIGITAL TRAILS




OBJECTIVES

By the end of this lesson, students will be able to:

- Learn that the information they share online leaves a digital footprint or "trail."
- Explore what information is OK to be shared online.



what information
is OK to have in
your digital footprint?



Lesson



Trail

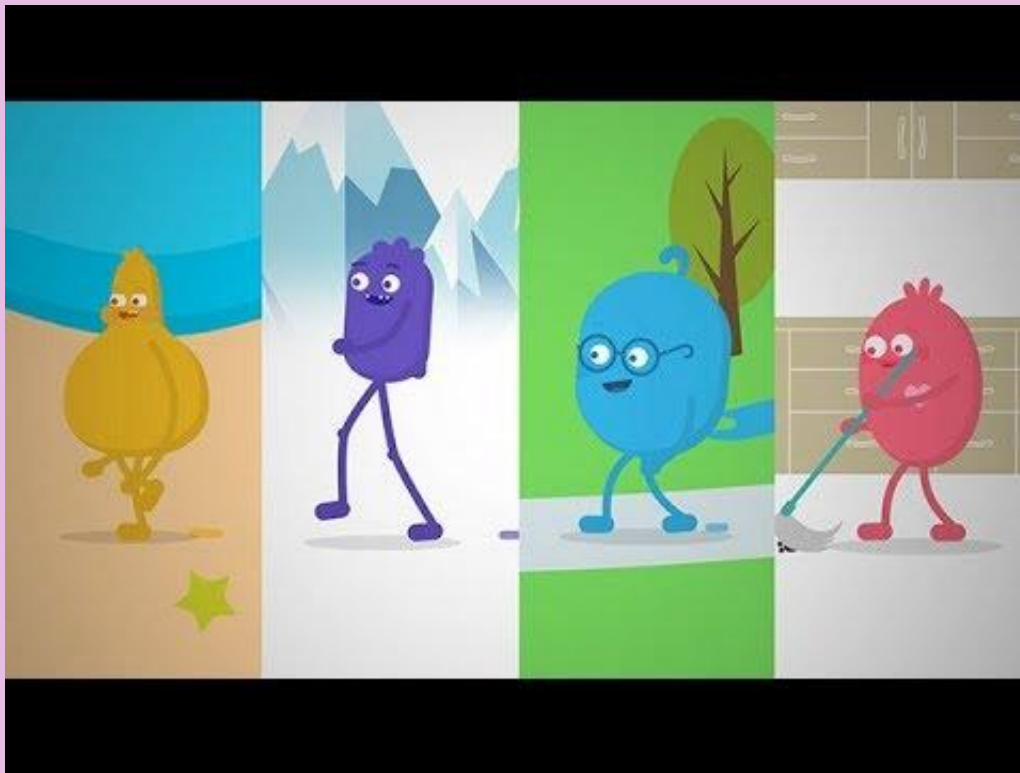


A path or track that someone can follow





WATCH



To watch this video on the Common Sense Education site, click [here](#).



commonsense.org/education

Shareable with attribution for noncommercial use. Remixing is permitted.



Digital footprint

A record of what you do online, including the sites you visit and the things you share





What information does Feet suggest NOT sharing online?

Private information


- | | |
|-----------------|----------------|
| 1. Full name | 4. Age |
| 2. Address | 5. Birthday |
| 3. Phone number | 6. School name |





Private information

Information about you that can be used to identify who you are





ACTIVITY

What information does Feet think is OK to share online?

Personal information



1. Hobbies
2. Interests
3. Favorite things



PART 1: DIGITAL TRACKS



Directions

1. Follow the trails of Heart and Arms and fill in the chart.
2. Who can the detectives find out more about, and why?
3. Is there anything that Heart or Arms posted that could be a problem for them?


GRADE 2: DIGITAL TRAILS
Digital Tracks 


NAME _____
DATE _____

Part I Directions:
Follow the trails of Heart and Arms. Fill in the chart below.


	Heart 	Arms 
1. Whose full name do you know?		
2. Whose house could you find?		
3. Whose birth date do you know?		
4. Whose username and password do you know?		
5. Who let out a secret on the internet?		
6. Whose pet do you know?		

1. Who can the detectives find out more about, and why?

2. Is there anything that Heart or Arms posted that could be a problem for them?


DIGITAL FOOTPRINT & IDENTITY
We define who we are.

common sense education
Shareable with attribution for noncommercial use. Reusing is permitted.




1



ACTIVITY



Digital Tracks



	Arms	Heart
1. Whose full name do you know?		
2. Whose house could you find?		
3. Whose birth date do you know?		
4. Whose username and password do you know?		
5. Who let out a secret on the internet?		
6. Whose pet do you know?		







REVIEW

OK to Share

1. [Capture student responses here.]

Not OK to Share

1. [Capture student responses here.]




Always ask an adult before sharing!





Permanent


Something that lasts forever




PART 2: DIGITAL TRACKS

Directions

1. Draw a picture of something that is OK to share about yourself on the internet.
2. Write one thing that is *not* OK to share on the internet. Explain why.

 common sense education®

GRADE 2: DIGITAL TRAILS


Digital Tracks 

NAME _____


DATE _____


Pause & Think Moment

Draw a picture of something that is OK to share about yourself on the internet.



Write one thing that is *not* OK to share on the internet. Explain why.

 DIGITAL FOOTPRINT & IDENTITY
We define who we are.

commonsense.org/education
Shareable with attribution for noncommercial use. Remixing is permitted. 

2

Lesson Extension

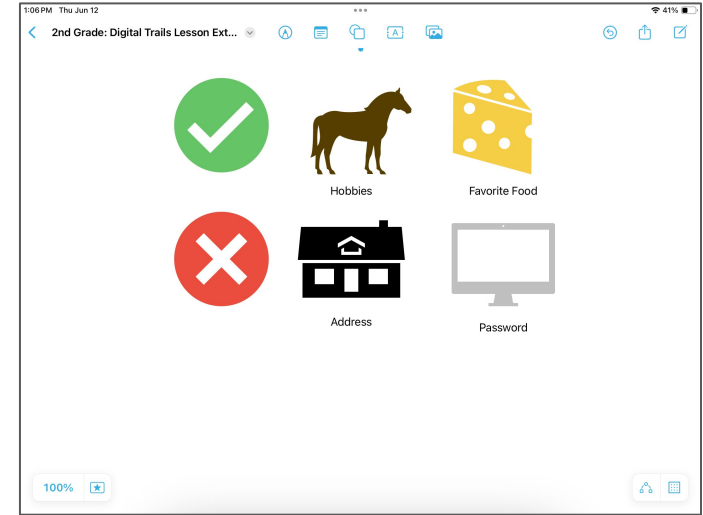
PAUSE AND THINK MOMENT

Directions

1. Open the ***Freeform app*** on your iPad.




2. Use shapes and text box tools to explain what is and is not ok to share about yourself on the internet.



[Example Video](#)

We define
who we are.



Family Activity

FAMILY ACTIVITY

GRADE 2: DIGITAL CITIZENSHIP FAMILY ACTIVITY

We the Digital Citizens 🌟



The internet can be fun, but it also requires responsibility, so your kid is learning how to be a safe, strong digital citizen! What does that mean? They're learning to ...


- Find fun, cool stuff online.
- Set limits on how much time they spend online.
- Keep personal information -- like their phone number and address -- private.
- Pause and think before searching, clicking, and sharing.
- Ask before they go online.
- Pay attention to their feelings and ask for help when they feel scared or confused about something they see online.



Check out the music video featuring our favorite digital citizenship friends!
Watch it together (turn on captions so you can see the lyrics), and sing along!
<https://www.common sense.org/education/videos/we-the-digital-citizens>

Now talk about this together:

1. What was your favorite part of the song? Why?
2. What rules do we have about using apps and going online?
3. What sites are OK to use?
4. What are the time limits? Make a list of safe sites and apps and your rules to put in a place where your whole family can see it!



EDUCATIONAL TECHNOLOGY SUPPORT TEAM

Rebecca Lehtinen

Executive Director, Educational Technology
rebeccaj.lehtinen@cms.k12.nc.us

Melody Lam

Program Manager, Technology Services
melodyc.lam@cms.k12.nc.us

Ashley Erb

Senior Manager, Educational Technology
ashleyp.erb@cms.k12.nc.us

Kristen Churchill

Support Manager, Educational Technology
kristen1.churchill@cms.k12.nc.us

Karen DeSantis

Support Manager, Educational Technology
karend.desantis@cms.k12.nc.us